


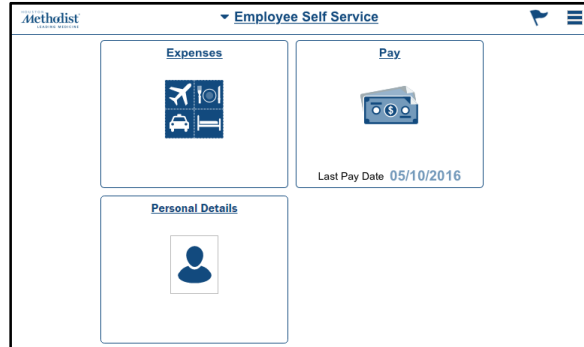
# Mobile – MARS Travel and Expense

## How to view your expense history

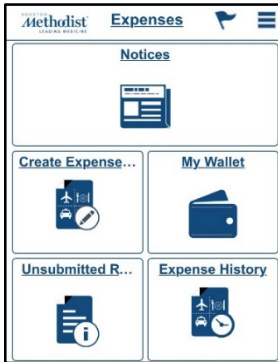
### Step 1 – Log in



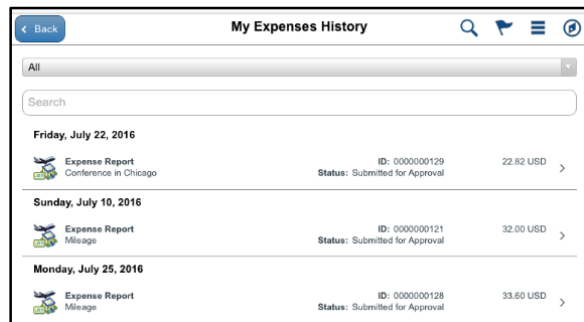
### Step 2 – Click Expenses



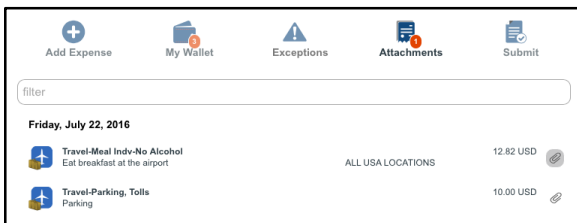
### Step 3 – Click Expense History



### Step 4 – Click the Expense Report you want to review



### Step 5 – Click the expense line you want to review



### Step 6 – Click Back to return to My Expenses History list to view another Expense Report



### Step 7 – Sign Out

